

PERTH HILLS TRI CLUB KIT ORDER

Perth Hills Tri Club is now taking orders for race/training kit and casual clothing. With the fantastic new kit design by 17 Hours this will have the paparazzi like they've just seen Kate Middleton with a baby bump. Get in now to be one of the in crowd. The Hills are calling...

Racing and Training Kit				
Item	Introductory*	Members (inc. social)	Non-Members	Est. Delivery
Two piece Tri Suit w/- short sleeves	\$129.00	\$142.00	\$155.00	6 weeks
Two piece Tri Suit – sleeveless	\$125.00	\$137.50	\$150.00	6 weeks
Tri Suit w/- sleeves	\$122.00	\$134.50	\$146.50	6 weeks
Tri Suit – sleeveless	\$119.00	\$131.00	\$143.00	6 weeks
Tri Top w/- sleeves	\$65.00	\$71.50	\$78.00	6 weeks
Tri Top – sleeveless	\$62.00	\$68.50	\$74.50	6 weeks
Triathlon Shorts	\$65.00	\$71.50	\$78.00	6 weeks
Ladies Sports Top	\$29.00	\$32.00	\$35.00	6 weeks
Ultra Distance chamois	Add \$10	Add \$11	Add \$12	
Two piece Cycling kit w/- short sleeves	\$129.00	\$142.00	\$155.00	6 weeks
Cycling Top w/- short sleeves	\$65.00	\$71.50	\$78.00	6 weeks
Cycling Knicks	\$65.00	\$71.50	\$78.00	6 weeks
Cycling Bib-Knicks	\$75.00	\$82.50	\$90.00	6 weeks
Embroidered Run Singlet		\$30.00		2-3 weeks
Run Cap		\$18.00		2-3 weeks

Casual Kit		
Item	Members (inc. social) Non-Members	Est. Delivery Time
Adult's Polo Shirt	\$35.00	2-3 weeks
Child's Polo Shirt	\$30.00	2-3 weeks
Logo embroidered on own clothing	\$15.00	2-3 weeks

Please be aware that on training and racing kit minimum order quantities apply to the club and delivery times are based on when the order is placed with the supplier. We will keep you updated if there are any significant delays.

*** Note that introductory pricing is only applicable for the FIRST order placed by the club.** All prices are including GST and items must be paid for in full before orders will be placed. There will be additions made to the range with time (e.g. long sleeve cycle jerseys, gilets, arm warmers, etc.) for future orders and we will keep you abreast of changes as they happen.

Send your requirements in to orders@perthhillstri.org.au and we will be in contact shortly to confirm and organise payment.

Race Kit



THE WOLF

The wolf is a pathfinder who loves to run through the hills, with his great intuition in nature he will guide you safely on your way. The wolf is a very social and loyal creature gaining strength from its pack. The wolf has a great appetite for freedom and will not be domesticated.

Casual Kit and Run Singlet Sizing



Men	S	M	L	XL	2XL	3XL	5XL	
Half Chest	52	55	58	62	65	71	79	cm

Ladies	8	10	12	14	16	18	20	22	24	
Half Chest	46.5	49	51.5	54	56.5	59	62	65	68	cm

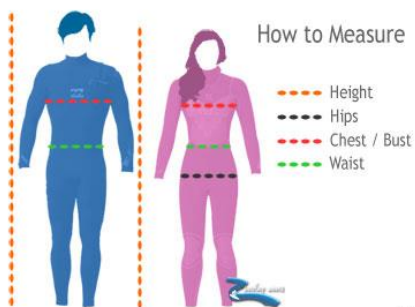
Kids	4	6	8	10	12	14	16	
Half Chest	36	38	40	42	44	46	49	cm



17 HOURS LADIES SIZING GUIDE - TWO PIECE TRIATHLON/CYCLING KIT (BODY MEAUREMENTS)

		X SMALL	SMALL	MEDIUM	LARGE	XL	2XL	3XL
CHEST	CM	73 – 79cm	79 – 85cm	85 – 91.5cm	91.5 -98cm	98 – 104cm	104 – 110.5cm	110.5 – 116cm
	INCHES	29 - 31	31 – 33 ½	33 ½ - 36	36 – 38 ½	38 ½ - 41	41 – 43 ½	43 ½-45 ½
WAIST	CM	55 – 61cm	61 – 67cm	67 – 73.5cm	73.5 – 80cm	80 – 86cm	86 -93cm	93 – 99cm
	INCHES	22 - 24	24 - 26 ½	26 ½ - 29	29 – 31 ½	31 ½ - 34	34 – 36 ½	36 ½ - 39
HIPS	CM	73 – 80cm	80 -86.5	86.5 -98cm	98 – 104cm	104 -110.5cm	110.5 -115cm	115 – 120cm
	INCHES	29 – 31 ½	31 ½ -34	34-39	39-41	41 – 43 ½	43 ½ - 45	45 - 47

cm



Measurement Guide

Chest - Measure around the fullest part of your chest (across the breast line).

Waist - Measure around the waistline just below the ribcage (navel) keeping the tape horizontal and taut.

Hips - Feet together, Measure around the fullest part of your hips.

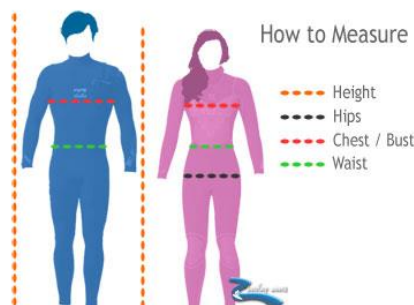
Note: Triathlon garments are generally designed to result in a tight body fit when worn to enable swimming, cycling and running to function effectively and reduce drag. If you are not comfortable with a tighter fit it is

recommended you go the next size up. Alternatively if you're sizing places you borderline, choose the smaller size for a tighter fitting garment. The above chart is a general guideline and sizes may vary slightly. Many athletes' body shapes even with the same size guidelines may vary in body shape/composition. In in doubt, Please feel free to contact us with your height/weight as this can give us an even more accurate indication.



17HOURS MENS SIZING GUIDE – TWO PIECE TRIATHLON/CYCLING KIT (BODY MEAUREMENTS)

		SMALL	MEDIUM	LARGE	XL	2XL	3XL	4XL
CHEST	CM	76 - 85cm	85 - 94cm	94 -103cm	103 - 112cm	112 - 120cm	120 - 129cm	129 - 138cm
	INCHES	30 - 33 ½	33 ½ - 37	37 - 40 ½	40 ½ - 44	44 - 47 ½	47 ½- 51	51 - 54 ½
WAIST	CM	71 - 76cm	76 - 81cm	81 - 86cm	86 - 91cm	91 -96cm	96 - 101cm	101 - 106cm
	INCHES	28 - 30	30 - 32	32 - 34	34 - 36	36 - 38	38 - 40	40 - 42
HIPS	CM	76 - 85cm	85m - 94cm	94 - 103cm	103 - 112cm	112 -120cm	120 - 129cm	129 - 138cm
	INCHES	30 - 33 ½	33 ½ - 37	37 - 40 ½	40 ½ - 44	44 - 47 ½	47 ½- 51	51 - 54 ½



Chest – Measure around the fullest part of your chest (across the breast line).

Waist – Measure around the waistline just below the ribcage (navel) keeping the tape horizontal and taut.

Hips – Feet together, Measure around the fullest part of your hips

Note: Triathlon garments are generally designed to result in a tight body fit when worn to enable swimming, cycling and running to function effectively and reduce drag. If you are not comfortable with a tighter fit it is recommended you go the next size up. Alternatively if you're sizing places you borderline, choose the smaller size for a tighter fitting garment. The above chart is a general guideline and sizes may vary slightly. Many

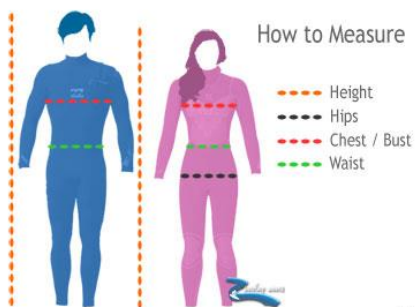
athletes' body shapes even with the same size guidelines may vary in body shape/composition. In in doubt, Please feel free to contact us with your height/weight as this can give us an even more accurate indication.



17 HOURS LADIES SIZING CHART - ONE PIECE TRIATHLON SUIT (BODY MEAUREMENTS)

		XX-SMALL (AU 6 -8)	X-SMALL (AU 8 -10)	SMALL (AU 10-12	MEDIUM (AU12-14)	LARGE (AU 14-16)	XL (AU 16-18)	XXL (AU 18-20)
CHEST	CM INCHES	73 – 79cm 29 - 31	79 – 85cm 31 – 33 ½	85 – 91.5cm 33 ½ - 36	91.5 -98cm 36 – 38 ½	98 – 104cm 38 ½ - 41	104 – 110.5cm 41 – 43 ½	110.5 – 116cm 43 ½-45 ½
WAIST	CM INCHES	55 – 61cm 22 - 24	61 – 67cm 24 - 26 ½	67 – 73.5cm 26 ½ - 29	73.5 – 80cm 29 – 31 ½	80 – 86cm 31 ½ - 34	86 -93cm 34 – 36 ½	93 – 99cm 36 ½ - 39
HIPS	CM INCHES	73 – 80cm 29 – 31 ½	80 -86.5 31 ½ -34	86.5 -98cm 34-39	98 – 104cm 39-41	104 -110.5cm 41 – 43 ½	110.5 -115cm 43 ½ - 45	115 – 120cm 45 - 47

cm



Measurement Guide

Chest - Measure around the fullest part of your chest (across the breast line).

Waist - Measure around the waistline just below the ribcage (navel) keeping the tape horizontal and taut.

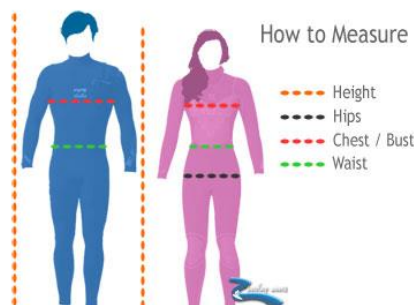
Hips - Feet together, Measure around the fullest part of your hips.

Note: Triathlon garments are generally designed to result in a tight body fit when worn to enable swimming, cycling and running to function effectively and reduce drag. If you are not comfortable with a tighter fit it is recommended you go the next size up. Alternatively if you're sizing places you borderline, choose the smaller size for a tighter fitting garment. The above chart is a general guideline and sizes may vary slightly. Many athletes' body shapes even with the same size guidelines may vary in body shape/composition. In in doubt, Please feel free to contact us with your height/weight as this can give us an even more accurate indication.



17HOURS MENS SIZING CHART – ONE PIECE TRIATHLON SUIT (BODY MEAUREMENTS)

		XS	SMALL	MEDIUM	LARGE	XL	XXL	XXXL
CHEST	CM	76 - 85cm	85 - 94cm	94 -103cm	103 - 112cm	112 - 120cm	120 - 129cm	129 - 138cm
	INCHES	30 - 33 ½	33 ½ - 37	37 - 40 ½	40 ½ - 44	44 - 47 ½	47 ½- 51	51 - 54 ½
WAIST	CM	71 - 76cm	76 - 81cm	81 - 86cm	86 - 91cm	91 -96cm	96 - 101cm	101 - 106cm
	INCHES	28 - 30	30 - 32	32 - 34	34 - 36	36 - 38	38 - 40	40 - 42
HIPS	CM	76 - 85cm	85m - 94cm	94 - 103cm	103 - 112cm	112 -120cm	120 - 129cm	129 - 138cm
	INCHES	30 - 33 ½	33 ½ - 37	37 - 40 ½	40 ½ - 44	44 - 47 ½	47 ½- 51	51 - 54 ½



Measurement Guide

Chest – Measure around the fullest part of your chest (across the breast line).

Waist – Measure around the waistline just below the ribcage (navel) keeping the tape horizontal and taut.

Hips – Feet together, Measure around the fullest part of your hips

Note: Triathlon garments are generally designed to result in a tight body fit when worn to enable swimming, cycling and running to function effectively and reduce drag. If you are not comfortable with a tighter fit it is recommended you go the next size up. Alternatively if you're sizing places you borderline, choose the smaller size for a tighter fitting garment. The above chart is a general guideline and sizes may vary slightly. Many athletes' body shapes even with the same size guidelines may vary in body shape/composition. In in doubt, Please feel free to contact us with your height/weight as this can give us an even more accurate indication.